

Ordered by: _____ Phone # (_____) _____

BILLING: P.O. Number _____ Townsend Account # _____

Bill To: _____

Ship To: _____

Address: _____

Address: _____

City: _____

City: _____

State: _____ Zip Code: _____ Country: _____

State: _____ Zip Code: _____ Country: _____

Phone: (_____) _____ Fax: (_____) _____

Phone: (_____) _____ Fax: (_____) _____

Fit Date: please provide the date you are scheduled to fit the patient (Routine Fabrication Schedule: 6-7 business days): _____

Shipping Preference: Ground 2-Day P.M. 2-Day A.M. Next Day P.M. Next Day A.M.
(If no preference is indicated, this order will be shipped 2 Day P.M.) Note: We do not ship products directly to patients.

Patient's Last Name: _____

Patient's First Name: _____

Male Female Age _____ Height _____ Weight _____

Leg: Left Right

Patient's Clinical Diagnosis: _____

Surgeries (type/date): _____

Is the patient currently using any assistive device?

Brace/KAFO Cane Crutch

Walker Wheel Chair

Comments: _____

Casted Postion:

Seated Standing Supine

Weight Bearing Semi Weight Bearing Non Weight Bearing

It is imperative to compare angular and motion differences when evaluating the patient's static (non weight bearing) and dynamic (standing-walking) alignments.

Ankle:

Casted in corrected position

Cast was NOT corrected.. Please correct:

Forefoot Supination Hindfoot Inversion

Forefoot Pronation Hindfoot Eversion

Knee:

Casted in corrected position

Correct varus condition _____ degrees

Correct valgus condition _____ degrees

What control do you want this KAFO to provide?

Please check all that apply:

Knee: Flexion Hyperextension Valgus Varus

Ankle: Dorsiflexion Plantarflexion Inversion Eversion

Ankle/Foot evaluation (weight bearing)

Weight bearing ankle position is:

Neutral Inverted _____ degrees Everted _____ degrees

Ankle movement: Flexible Rigid

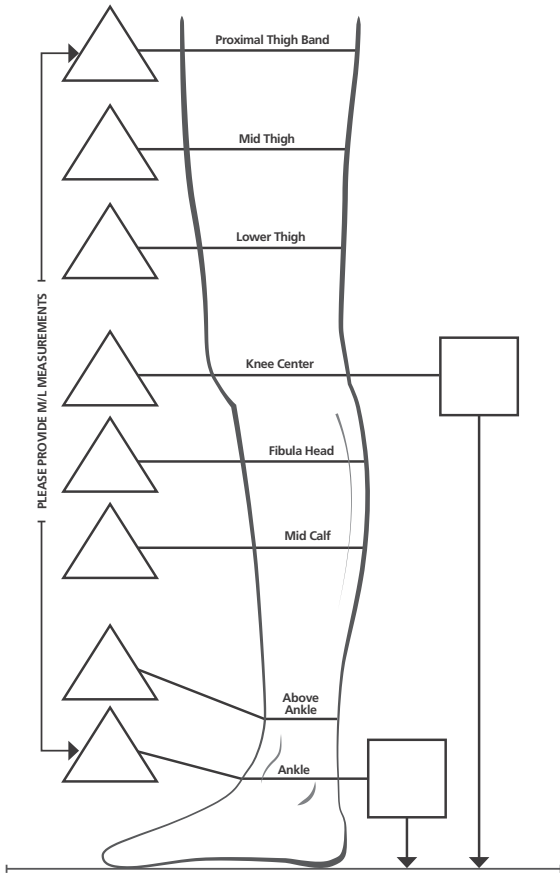
Dorsiflexion & Plantarflexion range of motion:

Full ROM Limited ROM Fused

Forefoot position: Pronated Supinated

Townsend's shipping department use only

Received Date



Bend knee to 90 degrees and check toe out

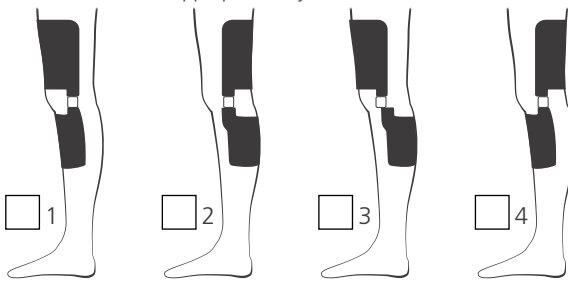
Desired Toe Out is _____ degrees

Heel Height of Shoe _____ "

Casting Block Used _____ "

Choose Knee Orthosis Shell Configuration

Anterior Tibia and Posterior Calf Shell lengths will be dictated by the height of the AFO to ensure appropriate Key In.

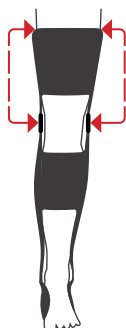


Thigh Band Height (Proximal Edges)

This is measured from knee center to the proximal edge of the frame.

Medial Thigh Band Height

- 13 Inches
- 12 inches
- 11 inches
- 10 inches
- 9 inches
- 8 inches
- 7 inches
- Other _____



Lateral Thigh Band Height

- 13 Inches
- 12 inches
- 11 inches
- 10 inches
- 9 inches
- 8 inches
- 7 inches
- Other _____

(CRITICAL -- must select one option) Set Knee Hinges At:

- Casted Position 0 (zero) degree _____ degrees of flexion
- _____ degrees of hyperextension Make KC M/L _____

Townsend Knee Joints

Free Knee Townsend Motion Joints

- 5 Bar Free Knee (heavy duty for larger or more active patients)
- 5 Bar Free Knee Extension Stop Kit*
- 5 Bar Flexion Stop kit: __15; __30; __45; __60; __75; __90 degrees (factory installed only)
- Aluminum TM5+ (lightweight, less active patients, no significant hyperextension)
 - Loadshifter Medial Lateral Dual
- Original Hinge (Stainless)
 - Optional Extension Stop Kit Optional Flexion Stop Kit
- Install Extension Assist Bands/Posts

Locking Joint Options

- Single Pivot With No Free Motion (lowest profile)
- Single Pivot With Free Motion (requires Cables with Twist Release)
- Townsend Motion 5 Bar Trigger Locks With No Free Motion
- 5 Bar Trigger Locks With Free Motion
- Install Extension Assist Bands/Posts

Cable Release Options

- Cables With Twist Release (routinely centered on anterior thigh band)
- Cables With Push Down Lever
 - Thigh Band, Lateral Side (recommended)
 - Centered On Thigh Band

Becker Knee Joints (Townsend stocked items)

- Modular Ring Lock Model 1402-B
- Automatic Angled Levered Lock Model 1017A
- Modular Ratchet Lock Model 1018A
 - Bend Levers As A Bail Rod

Becker External Lock Release Options

- Bail Lock Integrated Strap System (BLISS) Model MX-003-BLISS (for use on model 1017 and 1018)

Townsend Twist and Lever Release System CANNOT be used with Becker knee joints

Condylar pads

- No Medial Lateral Both

Color/Fabric Inlay

- Black Beige Gray Red Navy Blue Royal Blue
- Green Burgundy Clear Graphite Sheer Red*
- Sheer Teal* Sheer Purple*
- Fabric -1 yard from patient* U.S.A. Flag Fabric*

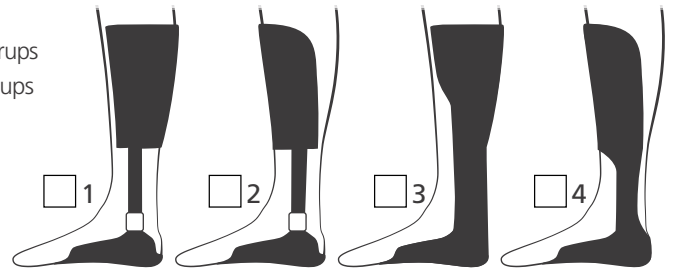
Select AFO Style

1. Posterior shell with Becker metal ankle joints attached to foot plate with insert stirrups
2. Anterior shell with Becker metal ankle joints attached to foot plate with insert stirrups
3. Posterior frame that can be solid, semi-rigid, or leaf spring design*
4. Anterior pre-tibial floor reaction frame**

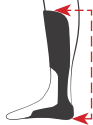
*Can add any thermo-plastic joint to this frame

** May be rigid ankle or add metal joint with stirrup attachment

Non stock ankle joints must be shipped with the appropriate stirrup or molding dummy with the cast mold



Total Height of AFO



- 12 inches 14 inches 16 inches
 Other _____

Foot Plate Selections (Material, Length, Pad)

- Polypropylene (stiff, heat adjustable)
 Co-Polymer (softer, more flexible, heat adjustable)
 Black Poly Pro (good all around and heat adjustable)
 Trim Proximal to the Metatarsal Heads
 Trim to Toe Sulcus
 Trim to Toes -- Outline of full foot required!!!
 Fabricate entire foot plate with no padding
 Line entire foot plate with padding

Plastic Shell Material

- Natural Copolymer Black Polypro Natural Polypro
 Plastic Transfer # (Additional Charge) _____

Shell Padding Material

- No Padding Entire Proximal Shell
 Aliplast 1/8" (Soft-White) Pelite 1/8" (Medium white)
 Aliplast 3/16" (Soft-White) Plastizote 1/8" (Pink)
 Aliplast 1/8" (Soft Black) Plastizote 1/4" (Pink)

Foot Plate Padding Material

- Aliplast 1/8" (Soft-White) Pelite 1/8" (Medium white)
 Aliplast 3/16" (Soft-White) Plastizote 1/8" (Pink)
 Aliplast 1/8" (Soft Black) Plastizote 1/4" (Pink)

Metal Bar Finishing Options

- Bead Blast Powder Coat Black
 Powder Coat White Powder Coat Red
 Powder Coat Yellow Powder Coat Blue
 Powder Coat Silver Powder Coat Grey
 Traditional Polished (Additional Charge)

Trim Line Options

- Solid ankle Semi-Rigid Ankle Leaf Spring
 Articulated with Thermo-Plastic Ankle Joints

Thermo-Plastic Ankle Joints

- Becker Camber Axis (Model 750-M)
 Becker Oklahoma HD (Model 765-M)
 Proteor Urethane Standard (Model 2C160)
 Proteor Urethane Dorsi Assist (Model 2C162)

Posterior Stops

- No Stops (Full ROM)
 Becker Motion Control Limiter (Model 655)
 Becker Motion Control Limiter (Model 755)

Traditional Metal Ankle Joints

(Becker modular ankle joints attached with "Y" insert stirrups)

- Double Adjustable (Model SLI-2825-A)
 Dorsi-Flexion (Model 3225-A)
 Standard Action (Model 3025-A)
 Dorsi-Flexion One Piece Aluminum (Model 3245)

Ankle Joint Options

- Set ankle joint M/L to _____ "
(standard spacing is 1/4 inch)
 Attach to shoe (Practitioner must send footwear with cast. Footwear must have solid stirrup or split caliper pre-attached with appropriate toe out and M/L)

Additions (Additional Charge Will Apply)

- Additional Strap** (Set _____" Above Ankle Center)
 Anterior Posterior Both

Kydex Shell

- Anterior Posterior Specific Location _____

Dorsal Foot Strap

- Lateral Strap With Medial Chafe Lay Over Strap With Velcro

- Tone Inhibiting Foot Plate** (Tracing Required)

- Durr-Flex Test fit**